




NELSKAMP
Official sales partner



ELAPRO balcony system

Waterproofing, coating and interspersing chips in a single day of work.
Without any unpleasant odours.

ELAPRO because ...

- 1** ... ELAPRO liquid plastics do not contain any solvents or pollutants. They protect the processor's health while on the construction site and also prevent unpleasant odours during and after use.
- 2** ... ELAPRO liquid plastics are particularly environmentally friendly, as they do not contain any ingredients that require labelling or cause temporary or long-term hazards to the environment. They also considerably reduce storage and transport risks for trade and commerce.
- 3** ... ELAPRO liquid plastics reduce processing and waiting times on construction sites. With their simplicity and secure crosslinking, they reduce the risk of processing errors, even in near-freezing and hot temperatures. This helps make any building project more cost-effective.

ELAPRO PRODUCT PHILOSOPHY

www.elapro.de/en/



Non-hazardous to health



Environmentally friendly



Convincingly simple



Certified quality



eBusiness card
ELAPRO Customer Service

ELAPRO system comparison

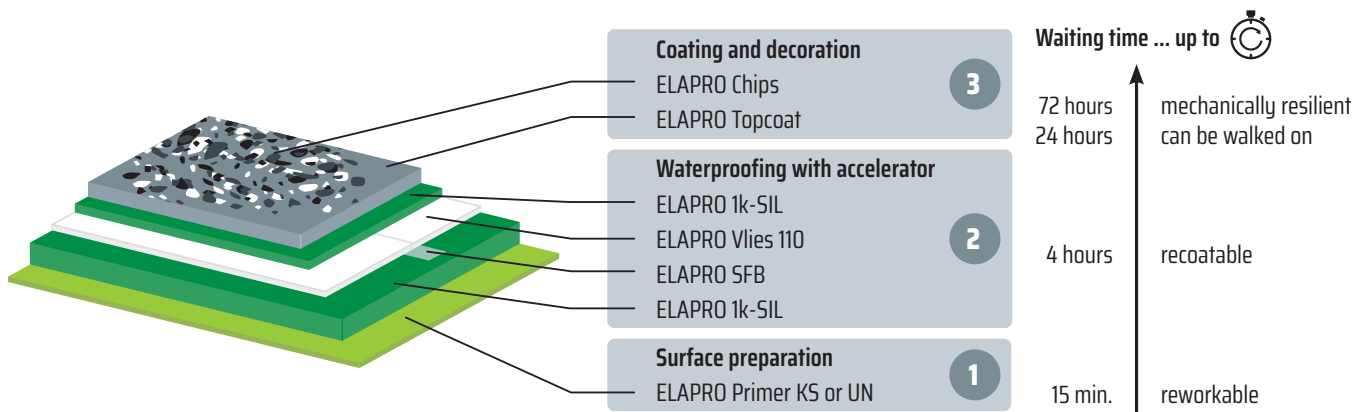
Technical properties

Facilitates balcony surfacing etc. in a single day

	Waterproofing		Coating
	ELAPRO 1k-SIL (without QuickDry)	ELAPRO 1k-SIL (with QuickDry)	ELAPRO Topcoat
Material properties			
Use	Waterproofing with non-woven material	Waterproofing with non-woven material	Decorative, anti-slip Coating
System basis	Silane-terminated polyurethane	Silane-terminated polyurethane	Silane-terminated polyurethane
Viscosity	Viscous, thixotropic	Viscous, thixotropic	Viscous, thixotropic
Hardening/crosslinking	Humidity	Humidity	Humidity
Delivery form	Metal can: 6 kg/12 kg	Metal can: 6 kg/12 kg	Metal can: 12 kg
Stability in storage	At least 12 months	At least 12 months	At least 12 months
Standard colour(s)	Anthracite grey, silver grey	Anthracite grey, silver grey	Telegrey 2, Light grey
Processing-relevant data			
Relative humidity ¹	25 to 100%	25 to 100%	25 to 100%
Processing temperatures	0 to +40 °C	0 to +40 °C	+5 to +40 °C
Substrate temperatures ¹	0 to +60°C, at least 3°C above dew point	0 to +60°C, at least 3°C above dew point	+5 to +60°C, at least 3°C above dew point
Residual substrate moisture	Dry to slightly damp	Dry to slightly damp	---
Consumption 1k-SIL ²	At least 3.3 kg/m ²	At least 3.3 kg/m ²	At least 3.0 kg/m ²
Consumption QuickDry	---	6 kg 1k-SIL: 1 bottle 12 kg 1k-SIL: 2 bottles	---
Processing time ^{3,4}	90 min.	Approx. 30 min.	90 min.
Rainproof/walkable ⁴	After 1 hour / approx. 24 hours	After 30 min. / approx. 4 hours	After 1 hour / approx. 24 hours
Recoatable	Up to 24 hours, clean ⁵ or roughen afterwards	Up to 24 hours, clean ⁵ or roughen afterwards	Up to 24 hours, clean ⁵ or roughen afterwards
Compatible system components	ELAPRO Topcoat ELAPRO Primer KS / UN ELAPRO Vlies 110 / 120 ELAPRO SFB ELAPRO Cleaner	ELAPRO Topcoat ELAPRO Primer KS / UN ELAPRO Vlies 110 / 120 ELAPRO SFB ELAPRO Cleaner	ELAPRO 1k-SIL ELAPRO Chips ELAPRO Q712 ELAPRO Cleaner

¹During processing, the surface temperature must be 3°C above the dew point. At lower temperatures - generally above 85 % RH - a separating film of condensate can form on the surface to be coated. Relative humidities of up to 100% are permitted in the hours after processing. ²On highly absorbent or uneven substrates, the total consumption may exceed the specified value. ³Avoid direct sunlight. The container must be sealed airtight during extended breaks from work. ⁴Measurements made at 20 °C and a relative humidity of 50 %. The values specified are affected by weather conditions like humidity, temperature and wind. The temperature and humidity must permit the coating to harden in the hours after application. ⁵The fully hardened 1k-SIL surface should be cleaned generously with ELAPRO Cleaner or roughened.

ELAPRO balcony surfacing with ELAPRO QuickDry as accelerant



ELAPRO 1k-SIL

Single-component, odourless waterproofing with accelerant option



0-40 °C	25-100 % RH	1-2 h	min. 3,3 kg/m ²	slightly damp	min. 12 mon.	1 btl./6 kg	0,5 h	after approx. 4 h
---------	-------------	-------	----------------------------	---------------	--------------	-------------	-------	-------------------

Liquid waterproofing with ELAPRO 1k-SIL

- odourless waterproofing, also suitable for sensitive areas
- not classed as hazardous material or hazardous cargo, so no hazard label required
- free of solvents, isocyanates, and pollutants
- with accelerant, recoatable after 4 hours
- can be processed immediately and resealed
- bridges cracks up to 5 mm wide to protect the building structure

Task
Waterproofing
<ul style="list-style-type: none"> • lasting protection from moisture and water ingress • bridges cracks to protect structural element and building structure

Protection is decisive

For most people, their balcony or garden terrace is a place to escape everyday life. For others, they are a means to an end and must therefore often withstand high mechanical stresses as well as be protected from moisture, water, and UV radiation for lasting durability. The wear and tear layer is especially at risk during the colder season. With tile coverings, for example, damage can occur to the surface and the waterproofing underneath. Cracks, cavities, and loose surface coverings provide opportunities for water and moisture to penetrate the substrate. In contrast, this risk does not exist with a seamless and jointless surface coating with environmentally friendly liquid plastics.



Primer recommendations*	
Mineral substrates	
Concrete and screed (used surfaces)	ELAPRO Primer UN
Concrete and plaster (details, connections), slated/sanded bitumen sheet, glass, timber-based materials (glued laminated timber, OSB among others), timber (untreated), clinker brick	No primer necessary
Plastic-based substrates	
EPDM, EVA, FPO/TPO, GFK, PIB, PVC (sheets), PVC (hard)	ELAPRO Primer KS
Metallic substrates	
Aluminium, stainless steel, copper, steel, zinc	ELAPRO Primer UN

*Other substrates on request or see TD123 primer recommendations.
Note: We always recommend an adhesive primer test.

ELAPRO Topcoat

Single-component, odourless coating with decorative colour diversity



Liquid waterproofing with ELAPRO Topcoat

- odourless coating, also suitable for sensitive areas
- not classed as hazardous material or hazardous cargo, so no hazard label required
- free of solvents, isocyanates, and pollutants
- can be processed immediately and resealed
- decorative surface design possible using colour chips
- no additional sealing of surface required

Waterproofing and coating for the entire balcony surface

Is it possible to surface a balcony in a single day? Yes! Hardening the ELAPRO 1k-SIL waterproofing layer applied in the first step can be shortened to just 4 hours by adding the ELAPRO QuickDry accelerator, which is also solvent and pollutant-free – the basis for surfacing a complete balcony in just one day.




In combination with the ELAPRO Topcoat coating, which is also odourless and can be selected from a light or dark grey, we guarantee particularly simple and uncomplicated processing and thus reliable application of the subsequent wear and tear layer.

What is it exactly that makes processing so easy? The materials are not repotted, only stirred briefly. Mixing errors cannot occur – even when using the ELAPRO QuickDry accelerator.

For the final touch, individually mixable colour chips are sprinkled directly into the still liquid wear layer. These are not only for surface aesthetics but also help with slip resistance.

With the ELAPRO balcony system, you have high-quality and lasting protection against the effects of weather and mechanical stress. So you can enjoy safe and green views with ELAPRO.



































Task
Coating
<ul style="list-style-type: none"> • coating the surface • decorative surface design • anti-slip effect • protection from mechanical damage



No skin, body or respiratory protection is required as personal protective equipment when using any ELAPRO liquid plastics.

ELAPRO Chips

Colour range

Colour	Name	Colour	Name
	F01 Black (approx. RAL 9005)		F18 Patina green (approx. RAL 6000)
	F02 White (approx. RAL 9016)		F19 Reed green (approx. RAL 6013)
	F03 Grey (approx. RAL 7030)		F20 Pastel green (approx. RAL 6019)
	F04 Beige (approx. RAL 1001)		F21 Light green (approx. RAL 6027)
	F05 Sand yellow (approx. RAL 1002)		F22 Pastel turquoise (approx. RAL 6034)
	F06 Brown beige (approx. RAL 1011)		F23 Beige grey (approx. RAL 7006)
	F07 Oyster white (approx. RAL 1013)		F24 Granite grey (approx. RAL 7026)
	F08 Ivory (approx. RAL 1014)		F25 Light grey 2 (approx. RAL 7035)
	F09 Light ivory (approx. RAL 1015)		F26 Quartz grey (approx. RAL 7039)
	F10 Grey beige (approx. RAL 1019)		F27 Telegrey 4 (approx. RAL 7047)
	F11 Beige red (approx. RAL 3012)		F28 Beige brown (approx. RAL 8024)
	F12 Antique pink (approx. RAL 3014)		F29 Pale brown (approx. RAL 8025)
	F13 Orient red (approx. RAL 3031)		F30 Cream (approx. RAL 9001)
	F14 Pigeon blue (approx. RAL 5014)		F31 Grey white (approx. RAL 9002)
	F15 Sky blue (approx. RAL 5015)		F32 Signal white (approx. RAL 9003)
	F16 Light pastel blue (approx. RAL ---)		F33 Traffic white (approx. RAL 9016)
	F17 Pastel blue (approx. RAL 5024)		F34 Papyrus white (approx. RAL 9018)

Note: The colour examples are just to give you an idea of the colour. They may deviate slightly from the actual colour of the original chips. The chip structure is individual and depends on the technology used by the processor.

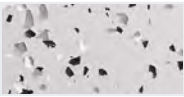


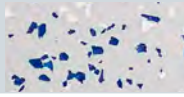










ELAPRO colour sample















Real colour mixtures

We have the right colour combination to suit all tastes

Choose the colour(s) you would like to have from our colour range (see table on the left). You have 34 colours available in the sizes 0.5 / 1 / 3 and 5 mm to choose from which can be interspersed individually or mixed. Colours not only change the statement a room makes, they also influence how we feel. The right choice of colour ensures that inconspicuous places become really eye-catching.

Illustration of the colours in true colour mixtures

ELAPRO Topcoat [Light grey] incl. mixed colour chips			
	F01 + F02 + F03 Black, White, Grey		F01 + F05 Black, Sand yellow
	F05 + F13 + F30 Sand yellow, Orient red, Cream		F02 + F15 White, Sky blue
	F13 + F23 + F30 Orient red, Beige grey, Cream		F01 + F02 + F15 Black, White, Sky blue
	F01 + F03 + F15 Black, Grey, Sky blue		F02 + F16 + F15 White, Orient red, Sky blue
	F02 + F14 + F18 White, Pigeon blue, Patina green		F02 + F14 + F15 + F18 White, Pigeon blue, Sky blue, Patina green
	F05 + F24 Sandy yellow, Granite grey		F08 + F11 + F26 Ivory, Beige red, Quartz grey
	F02 + F18 White, Patina green		F14 + F15 + F18 Sky blue, Patina green, Pigeon blue

ELAPRO Topcoat [Telegrey 2] incl. mixed colour chips			
	F01 + F02 + F03 Black, White, Grey		F01 + F05 Black, Sand yellow
	F05 + F13 + F30 Sand yellow, Orient red, Cream		F02 + F15 White, Sky blue
	F13 + F23 + F30 Orient red, Beige grey, Cream		F01 + F02 + F15 Black, White, Sky blue
	F01 + F03 + F15 Black, Grey, Sky blue		F02 + F16 + F15 White, Orient red, Sky blue
	F02 + F14 + F18 White, Pigeon blue, Patina green		F02 + F14 + F15 + F18 White, Pigeon blue, Sky blue, Patina green
	F05 + F24 Sandy yellow, Granite grey		F08 + F11 + F26 Ivory, Beige red, Quartz grey
	F02 + F18 White, Patina green		F14 + F15 + F18 Sky blue, Patina green, Pigeon blue

Note: Images of the real samples may show structure or colour deviations.